










Year 4 Learning from Home – Term 4 Week 3

\*\*\*No maths Zooms this week

Monday	Tuesday	Wednesday	Thursday	Friday
Open your daily slides Complete Google Forms daily check in	Open your daily slides Complete Google Forms daily check in	Open your daily slides Complete Google Forms daily check in	Open your daily slides Complete Google Forms daily check in	Open your daily slides Complete Google Forms daily check in
<u>English</u> <b>Reading</b> Read the fluency passage twice and time yourself.	<u>English</u> <b>Reading</b> Read the fluency passage twice and time yourself.	<u>English</u> <b>Reading</b> Read the fluency passage twice and time yourself.	<u>English</u> <b>Reading</b> Read the fluency passage twice and time yourself.	<u>English</u> <b>Reading</b> Complete the response sheet.
<b>Reading Comprehension</b> Go onto Epic! and locate the book 'Earthquake Alert'. Read pages 1-15. Make dot points on the most important points. 	<b>Spelling</b> Complete Sound Waves page 66  Play grapheme trek on Sound Waves online Begin to compose your dictation for this week.	<b>Handwriting</b> Complete the handwriting worksheet working on horizontal joins to ascenders.  Locate the handwriting passage in your daily slides and rewrite using your neatest cursive writing on the lined paper.	<b>Spelling</b> Complete Sound Waves page 67  Play grapheme sort on Sound Waves online Continue to compose your dictation for this week.	<b>Listening</b> Listen to the podcast about Bindi Irwin: <a href="https://www.abc.net.au/radio/programs/fierce-girls/bindi-irwin-the-girl-who-is-fighting-to-save-the-planet/11770304">https://www.abc.net.au/radio/programs/fierce-girls/bindi-irwin-the-girl-who-is-fighting-to-save-the-planet/11770304</a>  Answer the response questions on your daily slides or on the worksheet in the resource pack.
<b>Spelling</b> Go onto Sound Waves online and play a game. 	<b>Reading Eggspress</b> Complete the Reading Eggspress task that has been assigned to you 	<b>Reading Comprehension</b> Go onto Epic! and locate the book 'Earthquake Alert'. Read pages 16 – 25.  Make dot points on the most important points.	<b>Reading Eggspress</b> Complete the Reading Eggspress task that has been assigned to you 	<b>Spelling</b> Review your spelling words and ensure your dictation is completed.

Monday	Tuesday	Wednesday	Thursday	Friday
<p>No Zoom Today</p>	<p><b>Class Zoom Check In</b></p> <ul style="list-style-type: none"> <li>Smiling Mind</li> <li>Day overview</li> <li>Literacy</li> </ul>	<p><b>Class Zoom Check In</b></p> <ul style="list-style-type: none"> <li>Smiling Mind</li> <li>Day overview</li> <li>Literacy</li> </ul>	<p>NO Zoom today</p>	<p><b>Class Zoom Check In</b></p> <p><b>Fun Friday</b></p> <ul style="list-style-type: none"> <li>Literacy</li> <li>Fun activity</li> </ul>
	<p><b>Spelling</b></p> <ul style="list-style-type: none"> <li>Brainstorming</li> <li>Segmenting</li> <li>Find a word</li> </ul>	<p><b>Writing</b></p> <p>Today we will be doing some research about earthquakes. Bring a piece of paper and a pencil.</p>		<p><b>Spelling</b></p> <p>Please have paper and a pencil ready for Zoom dictation</p>
<p><b>Writing</b> ☆</p> <p><u>Explanation Earthquake</u></p> <p>Today you will be using your research from last week to begin writing your explanation. Use your plan and research notes to assist you.</p> <p>You will have tomorrow to finish this off.</p> <p><b>Success Criteria:</b></p> <ul style="list-style-type: none"> <li>I can follow the correct text structure</li> <li>I can use technical language</li> <li>I can explain a process</li> </ul>	<p><b>Writing</b> ☆</p> <p><u>Explanation Earthquake</u></p> <p>Continue writing your explanation about earthquakes. Make sure you include an image and edit your writing.</p> <p><b>Success Criteria:</b></p> <ul style="list-style-type: none"> <li>I can follow the correct text structure</li> <li>I can use technical language</li> <li>I can explain a process</li> <li>I can edit my writing to identify spelling and grammatical errors</li> </ul>	<p><b>Writing</b> ☆</p> <p><u>Explanation Volcano</u></p> <p>Please do not start the writing task until after our class Zoom.</p> <p>Use the website links and videos on your daily slides to research information about volcanoes. You will write dots about the key information on the planning document.</p> <p>Use the explanation scaffold to plan your explanation text. You are only researching and planning today.</p>	<p><b>Writing</b> ☆</p> <p><u>Explanation Volcano</u></p> <p>Today you will be writing your explanation text. Use the volcano writing scaffold to write the text.</p> <p><b>Success Criteria:</b></p> <ul style="list-style-type: none"> <li>I can follow the correct text structure</li> <li>I can use technical language</li> <li>I can explain a process</li> </ul> 	<p><b>Writing</b> ☆</p> <p><u>Publishing</u></p> <p>Today you will be publishing one of the explanations you wrote this week on Google Docs. Your task today is to do it as fast as possible. Start a timer and see how quickly you can type out the whole text. Make sure you follow the success criteria.</p> <p><b>Success Criteria:</b></p> <ul style="list-style-type: none"> <li>Size 12 font</li> <li>Arial font</li> <li>Add border</li> <li>Add an image</li> <li>Time yourself</li> </ul>

Monday		Tuesday		Wednesday		Thursday		Friday	
Break time – Go and get some fresh air, have something to eat and relax.									
<b>Mathematics</b>		<b>Mathematics</b>		<b>Visual Arts</b>		<b>Mathematics</b>		<b>Mathematics</b>	
<b>Task 1 – warm up</b> Maths mentals Times tables columns		<b>Task 1 – warm up</b> Maths mentals Times tables columns		The Kiwi is a significant national icon to New Zealand, just as the koala is to Australia.		<b>Task 1 – warm up</b> Maths mentals Times tables columns		<b>Task 1 – warm up</b> Maths mentals Times tables columns	
<b>Task 2</b>  Complete pages 284 & 285 in Stepping Stones textbook		<b>Task 2</b>  Complete pages 286 & 287 in Stepping Stones textbook		The Kiwi is truly unique. It has tiny wings but cannot fly. It has feathers that are like fur and is the only bird in the world with nostrils at the end of its beak.		<b>Task 2</b>  Complete pages 288 & 289 in Stepping Stones textbook		<b>Task 3 – Catch up/Finish</b>  Finish off all your maths work for the week and ensure all tasks are completed.	
<b>Task 3</b> Complete on-going practice worksheet  3 Mathletics tasks		<b>Task 3</b> Complete on-going practice worksheet  3 Mathletics tasks		Follow the art lesson on Google Classroom.  		<b>Task 3</b> Complete on-going practice worksheet  3 Mathletics tasks		<b>Maths Game</b> There are 3 levels of the game division Rock, Paper, Scissors in your resource pack. Select the level you think is right for you. Ask a family member to play with you.	
Break									
<b>Reading</b> Find a quiet area in your house and read your personal book for 20 minutes  Complete 1 activity from reading journal		<b>Reading</b> Find a quiet area in your house and read your personal book for 20 minutes  Complete 1 activity from reading journal				<b>Reading</b> Find a quiet area in your house and read your personal book for 20 minutes  Complete 1 activity from reading journal		<b>Reading</b> Find a quiet area in your house and read your personal book for 20 minutes  Complete 1 activity from reading journal	

## Monday

### PD-H-PE

#### You Can Do It

Go onto Google Classroom and complete the YCDI lesson for this week.

### Sport

Access the Got Game videos on your daily slides on Google Classroom.



## Tuesday

### Geography

This week we are learning about some built features in New Zealand. Retrieve the lesson from your resource pack or on Google Classroom.



## Wednesday

### Wellbeing

It is very important that we look after our health and wellbeing. Select an activity from the choice board to complete this afternoon. You may want to complete this with a family member or by yourself.

Enjoy your afternoon of being restful and looking after yourself.

## Thursday

### Science

This week we are learning about the properties of different materials. Retrieve the lesson from your resource pack or on Google Classroom.



## Friday

### BTN – Listening

Go to <https://www.abc.net.au/btn/classroom/> and watch the latest episode of BTN. Complete the pre and post watching activities on the BTN worksheet.



### Music

Go onto Google Classroom and follow Ms Seymour's music lesson.



See you all on Monday!