







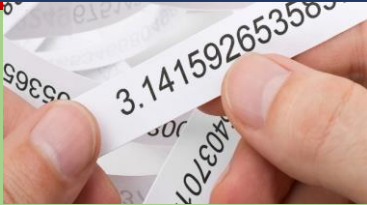




Senior H Learning from Home Term 4 Week 3

You will not need access to a digital device to complete most of the following activities.

	Monday	Tuesday	Wednesday	Thursday	Friday
Early Morning	Follow your usual morning routine	Follow your usual morning routine	Follow your usual morning routine	Follow your usual morning routine	Follow your usual morning routine
Morning	<p><u>English</u> Spelling</p> <p>Sound Waves Unit 31</p> <p>Write your list words twice neatly into your spelling book with the date and the heading. The second list should be in reverse alphabetical order.</p> <p>Complete the interactive activities Grapheme Sort and Unjumbler at Soundwaveskid.com.au.</p> <p>Here are the passwords.</p> <p>Year 5 Password: buzz272</p> <p>Year 6 Password: quiz161</p>	<p><u>English</u> Spelling</p> <p>Sound Waves Unit 31</p> <p>Select 5 list words of your own choice and write each one in a complex sentence.</p> <p>Complete Page 66 of your textbook.</p> <p>Complete the interactive activities Grapheme Sort and Unjumbler at Soundwaveskid.com.au.</p> <p>Here are the passwords.</p> <p>Year 5 Password: buzz272</p> <p>Year 6 Password: quiz161</p>	<p><u>English</u> Spelling</p> <p>Sound Waves Unit 31</p> <p>Year 5 Complete the attached sheet GM.107. It is a word chain activity. Glue into your spelling book</p> <p>Year 6 Complete the attached sheet SXW 35. It is the extension word list. Write definitions for these words and then glue the sheet into your spelling book.</p> <p>Bounteous chow mien cowardice sauerkraut</p>	<p><u>English</u> Spelling</p> <p>Sound Waves Unit 31</p> <p>Complete Page 67 of your textbook.</p> <p>Complete the interactive activities at Soundwaveskid.com.au.</p> <p>Year 5: Grapheme Trek</p> <p>Year 6: Word beginnings and endings Part 1 and 2</p> <p>Here are the passwords.</p> <p>Year 5 Password: buzz272</p> <p>Year 6 Password: quiz161</p>	<p><u>English</u> Spelling</p> <p>Sound Waves Unit 31</p> <p>Today there will be a diction activity. We will complete the dictations in our zoom meetings.</p> 

	Monday	Tuesday	Wednesday	Thursday	Friday
	<p>Reading and Writing</p>  <p>Today you are completing activities to do with the book Black Velvet Band. Complete the activities and the work sheets attached.</p>	<p>Reading and Writing</p> <p>After reading the song lyrics for The Black Velvet Band you are going to write the story of the song over the next 4 days. You can write the story as a narrative, and you can decide whether you are writing as the girl or as the boy who ends up coming to Australia. You can write your story as diary entries and should tell us what happens after the song ends. Start a draft today.</p> 	<p>Reading and Writing</p> <p>Continue working on your draft story. You should aim to produce a 2–3-page story. You may also present the story as a comic using visuals and text. Today you should finish the draft and proofread and edit the draft.</p> 	<p>Reading and Writing</p> <p>Continue working on your black velvet story today. You need to decide the format and presentation of your story. You need to decide if you are going to change the title to better reflect what happens in your story.</p> 	<p>Reading and Writing</p> <p>Today you should be putting the final touches to your story. Make sure you complete one final proofread and edit.</p> <p>You will also design a cover for your story that will include the new name and a matching image or drawing that is appropriate to what happens in your story.</p> 
Break		Break	Break	Break	Break
Middle	<p>Mathematics</p> <p>See individual teacher attachment for each mathematics group.</p>	<p>Mathematics</p> <p>See individual teacher attachment for each mathematics group.</p>	<p>Music</p> <p>This week you will use the names of the lines and spaces to play some music. You can look for more songs online. Put in easy piano songs for kids. Have fun!</p>	<p>Mathematics</p> <p>See individual teacher attachment for each mathematics group.</p>	<p>Mathematics</p> <p>See individual teacher attachment for each mathematics group.</p>

	Monday	Tuesday	Wednesday	Thursday	Friday
			<p>https://www.youtube.com/watch?v=ybQ8nWNVZRo</p> <p>Here is the piano. https://www.onlinepianist.com/virtual-piano Happy Birthday.</p> <p>https://www.youtube.com/watch?v=kt8Mzf7M7Q4</p>		
Break		Break	Break	Break	Break
Afternoon	<p>Geography Task 1: Watch the video on the uncontacted tribe and answer the questions on page 2.</p> <p>Task 2: Match the name of the indigenous groups to their country of origin.</p> <p>Task 3: Choose one of the indigenous groups and use the guided research websites to fill a brainstorm.</p> <p>Task 4: Use the creative spirits website to research Aboriginal peoples' fire management, Indigenous protected areas or modern care.</p>	<p>Art Albert Namatjira was an Aboriginal artist from the MacDonnell Ranges in Central Australia.</p> <p>As a pioneer of contemporary Indigenous Australian art, he was the most famous Indigenous Australian of his generation. Watch this video which is an Archie Roach song about his life.</p> <p>Here is the link: https://www.youtube.com/watch?v=prc6sQcURXU</p> <p>Please complete the attached worksheet about the artist.</p>	<p>Wellbeing Afternoon.</p> <p>Take the afternoon to do the fun activity that you emailed me about or that you have chosen to do from the wellbeing grid.</p> <p>The grid is attached.</p> 	<p>Science Learning Intention: to explore and explain why and how food and fibre can be produced in a sustainable way.</p> <p>Task 1 Watch video Edible Spoons https://www.inquisitive.com/video/1882-edible-spoons</p> <p>Task 2 Think of some creative, sustainable alternatives to plastic products.</p> <p>Task 3 Explore sustainable ways of farming and identify if a process is sustainable</p>	<p>Catch Up</p> <p>Please take the afternoon to complete any work that need to. If you have sent me work that I have given you feedback for, can you please make the suggested modifications.</p> 

Monday	Tuesday	Wednesday	Thursday	Friday
<p>Make your own sketch or freehand map showing what you've learnt about one of these ways that Aboriginal and Torres Strait Islander Peoples influence the Australian environment. Include labels with keywords and phrases of information</p> <p>Task 5: Match these Canadian First Nation and Native American Indian cultures.</p> <p>Resources Inquisitive booklet Video - https://www.inquisitive.com/video/240-uncontacted-amazon-tribe</p>			<p>Task 4 Watch Video: We Make Waste Work https://vimeo.com/282563278</p> <p>Using the dominoes organiser, sequence the main events from the video, showing the process the farm took to be sustainable. Add more dominoes if needed.</p>	