

# GRPS Car Zone Procedures




GURNER STREET

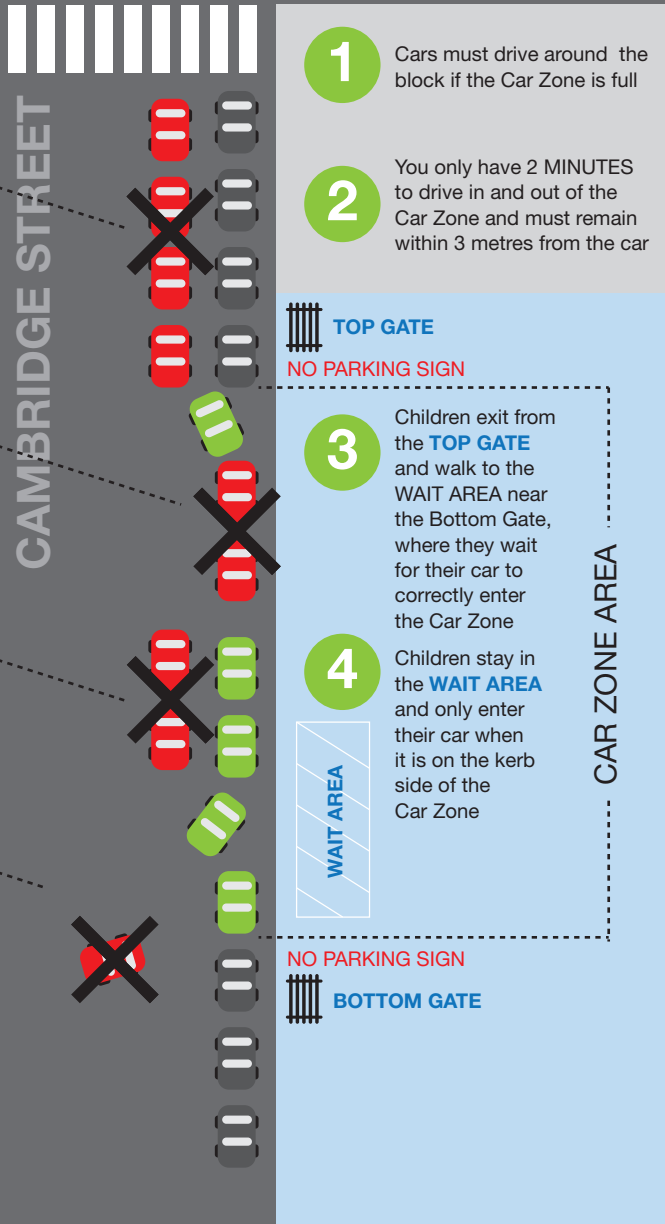
Queuing is illegal

Parking for more than 2 minutes is illegal

Double parking is illegal

Doing a U-turn is dangerous!

-  Cars incorrectly using the Car Zone
-  Cars correctly using the Car Zone
-  Cars legally parked



**1** Cars must drive around the block if the Car Zone is full

**2** You only have 2 MINUTES to drive in and out of the Car Zone and must remain within 3 metres from the car

**TOP GATE**  
NO PARKING SIGN

**3** Children exit from the **TOP GATE** and walk to the **WAIT AREA** near the Bottom Gate, where they wait for their car to correctly enter the Car Zone

**4** Children stay in the **WAIT AREA** and only enter their car when it is on the kerb side of the Car Zone

**BOTTOM GATE**  
NO PARKING SIGN

## GRPS Car Zone Procedures

The GRPS school drop-off and pick-up zone ('the Car Zone'), is one way for your child to get to and from school. We encourage families to only use the Car Zone if absolutely necessary. Kindergarten students are not permitted to use the Car Zone in Term 1 as a minimum.

The Car Zone operates on school days between the hours of 8:30 - 9:45am and 3:00 - 4:30pm. During these hours, no parking is permitted in the Car Zone.

## Frequently Asked Questions

**Q: How do I drop my child at the Car Zone in the morning?**

A: Pull into the Car Zone and ensure your child only exits the vehicle on the kerb side. You have a maximum of 2 minutes to drop off your child and must remain in or within 3 metres of your vehicle. Provided it takes no longer than 2 minutes, you can wait until you see your child enter the school gate.

**Q: How does my child get to the Car Zone in the afternoon?**

A: Your child will inform their class teacher that they are using the Car Zone. Once dismissed, your child will make their own way to the Car Zone.

**Q: Where does my child wait at the Car Zone?**

A: Your child will wait in the WAIT AREA on the Cambridge Street footpath and is not permitted to leave the area until your vehicle is in the Car Zone.

**Q: Can I leave my vehicle and assist my child into the car?**

A: Yes, provided you have entered the Car Zone, remain within 3 metres of your vehicle and stay no longer than 2 minutes. Ensure your child only enters your vehicle from the kerb side. You can help with school bags and ensure seatbelts are secured.

**Q: Can I come early and park in the Car Zone?**

A: No, parking is prohibited. Vehicles can only remain in the Car Zone to pick up for a maximum of 2 minutes. Disobeying the 'No Parking' sign, incurs a \$169 fine and 2 demerit points.



Consider using the Car Zone 5 minutes after the 3:30pm bell to avoid the rush



Park and walk into school instead – it's often quicker!



GRPS children will be rewarded at various times for adhering to Car Zone procedures.



Local police and council rangers regularly patrol the Car Zone

## Frequently Asked Questions cont...

**Q: What if the Car Zone is full, can I double park and queue until a space becomes available?**

**A:** No, double parking and 'queuing' is prohibited. As well as putting childrens' lives at risk, double parking blocks the vision of other drivers and obstructs the flow of traffic. Double parking incurs a \$304 fine and 2 demerit points.

**Q: If I can't double park or queue, what do I do?**

**A:** To avoid congestion, drive down Cambridge Street towards Glenmore Road and do a 'loop' via Cascade Street. By the time you re-enter Cambridge Street, spaces in the Car Zone will be available.

**Q: What happens if I am running late?**

**A:** Phone the School immediately and inform the office of alternative arrangements for collecting your child.



# GRPS Car Zone Procedures

